
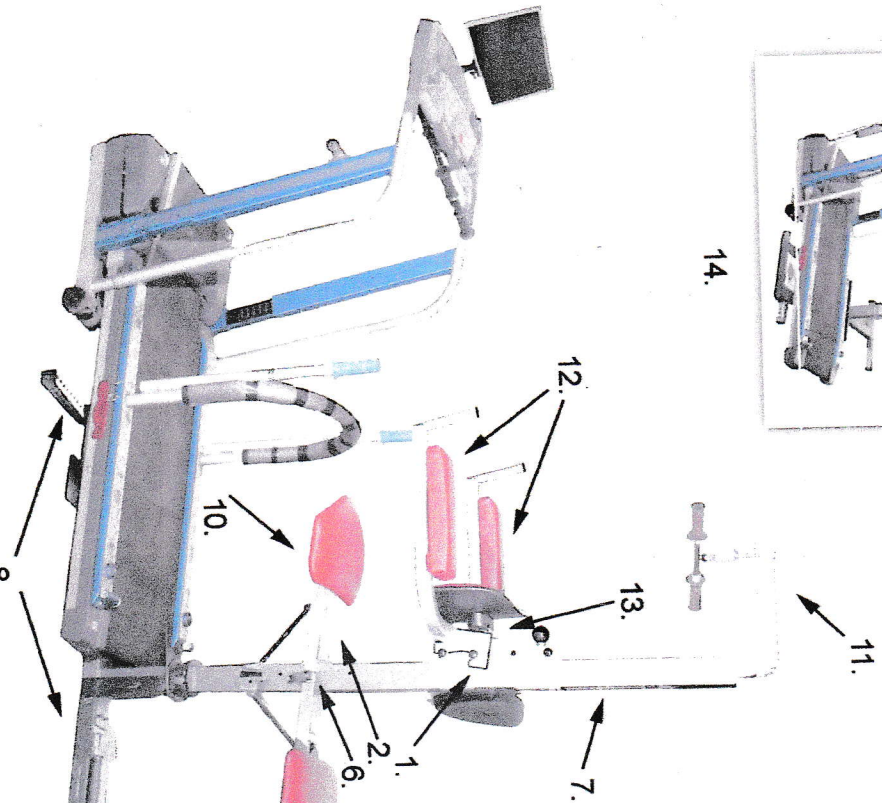


9.

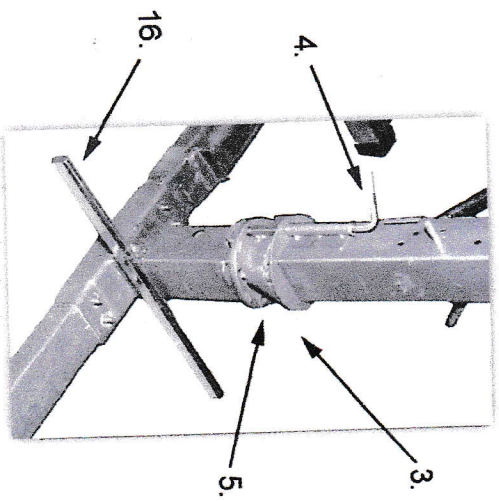


14.



11.

- 1. ADJUSTABLE UPPER BODY SUPPORT SYSTEM (REMOVABLE)
- 2. ADJUSTABLE SIT DOWN FEATURE FOR TREADMILL THERAPY (REMOVABLE)
- 3. 360 DEG. SWIVEL FUNCTION FOR GETTING ON AND OFF APPARATUS SAFELY
- 4. SWIVEL SAFETY LATCH SYSTEM DESIGNED TO LOCK WHEN IN USE
- 5. THRUST BEARING DESIGN FOR SWIVEL, CAPABLE OF HANDLING 500 LBS. OF VERTICAL WEIGHT
- 6. QUICK HOOK-LATCH ADJUSTABLE SYSTEM, DESIGNED TO RAISE AND LOWER SEAT FIXTURE
- 7. CHROME MOLLY STEEL TUBE STRUCTURE, FOR STRENGTH AND SAFETY
- 8. EXTENDABLE SAFETY TIP-OVER FEATURE INCORPORATED INTO SUPPORT BASE
- 9. UNIT DESIGNED TO FIT ALL TREADMILLS WITH 16" TRACK AND LARGER
- 10. THREE SEAT DESIGNS FOR THERAPY
- 11. OVERHEAD SUPPORT DEVICE, FOR HARNESS ATTACHMENTS
- 12. PADDED ARM PADS, FOR UPPER BODY SUPPORT AND COMFORT
- 13. ADJUSTABLE BACK SUPPORT, FOR USE ON ALL PHASES OF THERAPY
- 14. UNIT DESIGNED TO BE PORTABLE FOR SIDE AND BACK USE ON TREADMILLS
- 15. ROTATING CASTERS INCORPORATED IN BASE FOR PORTABILITY
- 16. SAFETY ROD, DESIGNED TO PREVENT TREAD FROM RUBBING UNIT
- 17. ADJUSTABLE LEG PRESS
- 18. 5 POINT HARNESS (NOT PICTURED)
- 19. SAFETY BELT (NOT PICTURED)



- 11. OVERHEAD SUPPORT DEVICE, FOR HARNESS ATTACHMENTS
- 12. PADDED ARM PADS, FOR UPPER BODY SUPPORT AND COMFORT
- 13. ADJUSTABLE BACK SUPPORT, FOR USE ON ALL PHASES OF THERAPY
- 14. UNIT DESIGNED TO BE PORTABLE FOR SIDE AND BACK USE ON TREADMILLS
- 15. ROTATING CASTERS INCORPORATED IN BASE FOR PORTABILITY
- 16. SAFETY ROD, DESIGNED TO PREVENT TREAD FROM RUBBING UNIT
- 17. ADJUSTABLE LEG PRESS
- 18. 5 POINT HARNESS (NOT PICTURED)
- 19. SAFETY BELT (NOT PICTURED)